



Landeshauptstadt  
München  
**Direktorium**  
Statistisches Amt

# Munich Facts and Figures 2016



München zählt

## History

- 1158 Munich was founded by Henry the Lion (June 14<sup>th</sup>)
- 1214 First mention of Munich as a city (civitas) in an official deed
- 1255 Munich becomes the royal seat of the House of Wittelsbach
- 1494 The Church of Our Lady, Munich's most famous landmark, is consecrated
- 1589 The opening of Munich's Hofbräuhaus
- 1789 The English Garden is opened to the public
- 1806 Munich becomes the capital city of the Kingdom of Bavaria
- 1810 The first Oktoberfest (October 17<sup>th</sup>) held on the occasion of the marriage of Crown Prince Ludwig to Therese, Princess of Saxony
- 1818 Bavarian Constitution comes into force
- 1825 – King Ludwig I – Munich becomes an internationally renowned city of culture
- 1848
- 1839 The first railway travels between Munich and Augsburg (September 1<sup>st</sup>)
- 1848 – King Max II – Creation of the “Maximilian style” in architecture
- 1864
- 1864 – King Ludwig II – Zenith of music and art handcraft
- 1886
- 1901 Population of Munich reaches 500,000
- 1918 Kurt Eisner proclaims the “Bavarian Democratic and Socialist Republic” (Nov.7<sup>th</sup>)
- 1923 The Hitler Putsch fails (Nov. 11<sup>th</sup>)
- 1933 National Socialists seize power (March 9<sup>th</sup>).
- 1939 Attempt to assassinate Hitler in Bürgerbräu fails
- 1945 The Americans march into Munich, marking the end of World War II for the city (April 30<sup>th</sup>)
- 1957 The population of Munich reaches one million (Dec. 15<sup>th</sup>)
- 1972 XX<sup>th</sup> Summer Olympic Games in Munich (August 26<sup>th</sup> – Sept. 11<sup>th</sup>)
- 1974 World Football Championship
- 1983 International Horticultural Show is opened (April 28<sup>th</sup>).
- 1992 The new Munich Airport is opened (May 17<sup>th</sup>)
- 1998 The new Exhibition and Trade Fair Centre is opened in Riem (Feb. 12<sup>th</sup>)
- 2002 Pinakothek der Moderne is opened (Sept. 19<sup>th</sup>).
- 2005 The Allianz Arena is opened (May 30<sup>th</sup>)
- 2006 Opening game of the FIFA World Cup TM (June 9<sup>th</sup>)
- 2006 The Synagogue and Jewish Community Centre on Jakobsplatz are completed
- 2008 Summer celebrations to mark the city's 850<sup>th</sup> anniversary
- 2010 200<sup>th</sup> anniversary of the Oktoberfest with the “Historische Wiesn”
- 2012 40<sup>th</sup> anniversary of Münchner Verkehrsverbund and the Munich Olympiapark
- 2015 The Munich Documentation Centre for the history of National Socialism is opened (May 1<sup>st</sup>)
- 2015 The population of Munich reaches 1.5 million (May 8<sup>th</sup>)

## Urban area

Geographical position of city centre (northern cathedral tower):

N 48° 8' 23" latitude, E 11° 34' 28" longitude

Munich local time -13 min. 42 sec. compared to

Central European time

Average altitude 519 m above sea level

Length of city boundary 118.7 km

Greatest length of urban area (N-S direction) 20.7 km

Greatest width of urban area (E-W direction) 26.9 km

Total urban area (January 1<sup>st</sup>, 2016) 310.7 km<sup>2</sup>

including

Buildings and open spaces (44 %) 136.6 km<sup>2</sup>

Recreational areas (16 %) 48.2 km<sup>2</sup>

Roads and transport areas (17 %) 53.9 km<sup>2</sup>

Agricultural areas (15 %) 47.0 km<sup>2</sup>

Wooded areas (4 %) 13.6 km<sup>2</sup>

## Weather (in 2015)

Average air temperature in °C 11.1

Hours of sunshine 1 984

Precipitation in mm 849

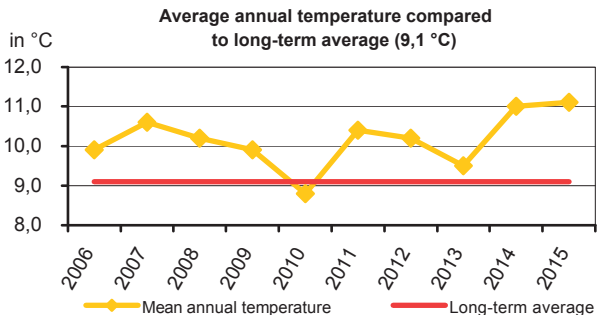
Number of days with precipitation 175

Summer days (maximum 25 °C or higher) 63

Hot days (maximum 30 °C or higher) 33

Subfreezing days (minimum below 0 °C) 75

Sub-zero days (maximum below 0 °C) 5



## Munich's twin cities

**Edinburgh** since 1954   **Sapporo** since 1972   **Harare** since 1996  
**Verona** since 1960   **Cincinnati** since 1989  
**Bordeaux** since 1964   **Kiew** since 1989

## City representatives

Lord Mayor: Dieter Reiter, SPD  
Deputy Mayor: Josef Schmid, CSU  
Deputy Mayor: Christine Strobl, SPD

City Council (2014 – 2020; May 31<sup>st</sup>, 2016)

CSU	24 seats	Die Linke	2 seats
SPD	24 seats	ÖDP	2 seats
Bündnis 90/Die Grünen	13 seats	BIA, Freie	
Bayernpartei	5 seats	Wähler, HUT,	each
FDP	3 seats	Piraten, Rosa	party one
ALFA	2 seats	Liste	seat

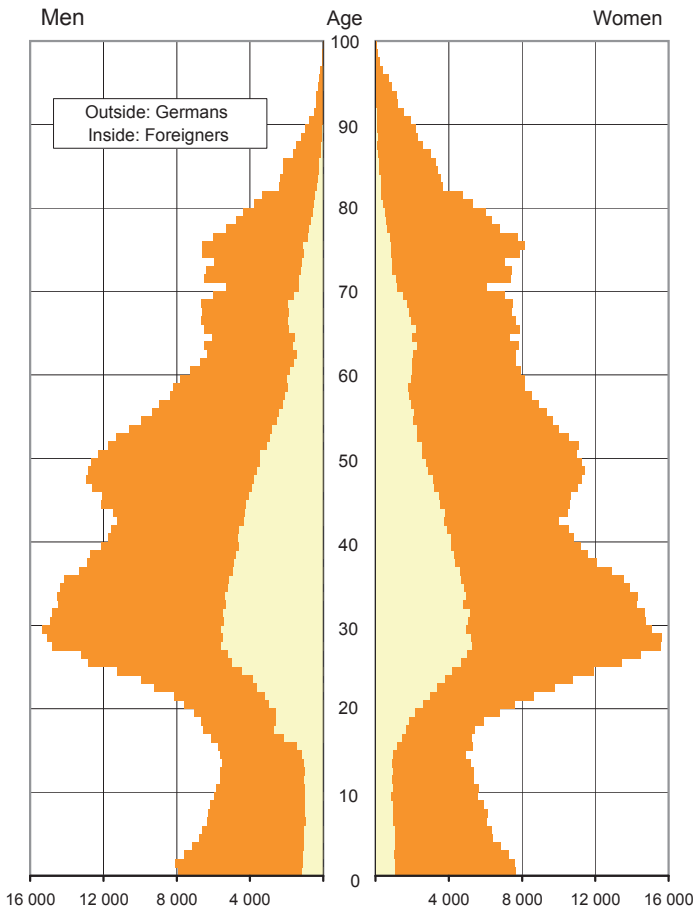
## Population (in 2015 resp. per end of year)

Inhabitants (registered with main residence in Munich)	1 521 678
Women (50.6 %)	770 009
Men (49.4 %)	751 669
Germans (72.4 %)	1 102 287
Foreigners (27.6 %)	419 391
comprising persons from	
Europe (21.4 %)	325 749
from EU countries (14.5 %)	221 070
from the rest of Europe (6.9 %)	104 679
of which from Turkey	39 204
Africa (1.1 %)	16 799
America (1.0 %)	15 286
Asia (3.9 %)	59 474
Australia, New Zealand, Oceania (0.1 %)	1 217

### Age distribution

Under 6 years of age (5.7 %)	86 054
From 6 to under 14 years of age (6.1 %)	92 656
From 14 to under 18 years of age (2.9 %)	44 888
From 18 to under 28 years of age (13.5 %)	205 528
From 28 to under 45 years of age (29.1 %)	443 157
From 45 to under 55 years of age (14.9 %)	226 843
From 55 to under 65 years of age (10.3 %)	156 945
65 and above (17.5 %)	265 607

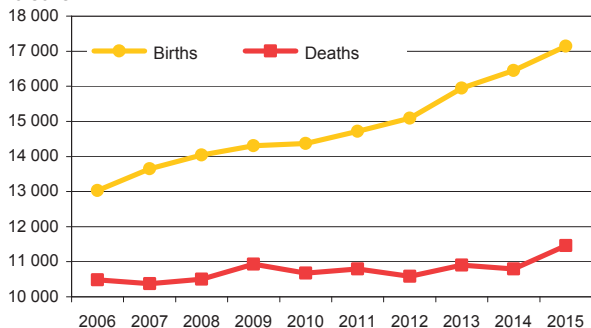
# Age structure of the Munich population as of 31.12.2015



Private households combined	822 906
Families with children	139 193
German families	75 563
German/foreign families	44 836
Foreign families	18 794
Single-parent families	27 929
Births	17 143
Deaths	11 455
Number of births in excess of deaths	+ 5 688
Persons moving to Munich	124 889
Foreigners	77 804
Persons moving away from Munich	98 094
Foreigners	48 831
Migration balance (+ / -)	+ 26 795
Foreigners	28 973
Most popular name for girls	Anna
Most popular name for boys	Maximilian

#### Births and deaths in Munich 2006 - 2015

Persons



#### Health services (per end of 2014)

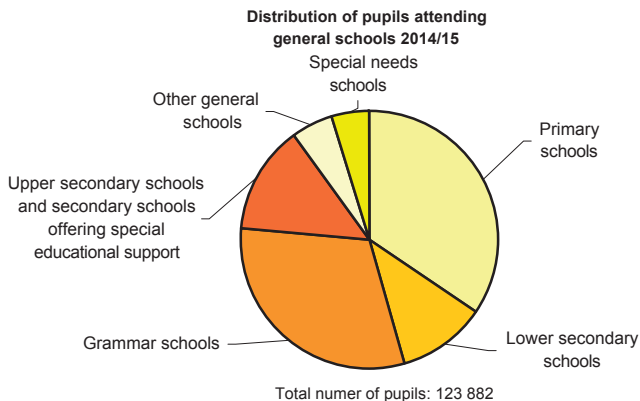
Hospitals	49
Hospital beds (annual average)	12 047
Medical hospital staff	5 500
Non-medical hospital staff	24 304

Doctors with independent surgeries (not incl. private surgeries)	3 689
Number of residents per doctor	404
Dentists with independent surgeries (not incl. private surgeries)	1 575
Number of residents per dentist	946
Pharmacies (as per end of 2015)	383
Number of residents per pharmacy	3 973

## Social services

Children's day-care facilities (March 1 <sup>st</sup> , 2015) including municipal institutions	1 404 519
free non-profit, incl. child-parent initiatives	701
Children catered for	71 315
incl. age 0 – 3	14 785
3 – 8 (not incl. school children)	40 172
5 – 14 (school children)	16 358
incl. those in municipal institutions	32 286
in free non-profit institutions	31 235
Staff	14 790
incl. municipal	5 690
free non-profit	6 862

## Education (School year 2014/15 and Winter Semester 2014/15)



Total number of general schools	333
Pupils	123 882
Number of female pupils	61 250
Number of foreigner pupils	24 216
Primary schools	154
Number of pupils	42 780
Lower secondary schools	58
Number of pupils	13 700
Primary and lower secondary education schools for pupils with special needs	30
Number of pupils	5 778
Upper secondary schools, incl. USS offering special educational support	38
City-run	20
Number of pupils	16 710
Grammar schools	51
City-run	14
Number of pupils	38 216
Other general schools	12
Number of pupils	6 698
 Total number of vocational schools	 206
Number of pupils	61 881
City-run	75
Number of pupils	46 486
Incl. vocational schools	36
Number of pupils	38 094
Specialised vocational schools	88
Number of pupils	7 258
Specialised technical schools	32
Number of pupils	2 636
Upper technical and vocational schools	21
Number of pupils	7 900
 Universities	 17
Number of students	115 136
Female students percentage	47.2
Foreign students percentage	16.3
Ludwig-Maximilians-Universität	49 494
Female students percentage	60.4
Foreign students percentage	14.8
Technical University	37 125
Female students percentage	33.4
Foreign students percentage	21.5
State university of applied sciences	17 524
Female students percentage	37.4
Foreign students percentage	12.1



## Culture (in 2015 resp. per end of year)

Theatres	47
Visitors to selected theatres	
Nationaltheater	480 017
Residenztheater	180 623
Prinzregententheater (Großes Haus)	243 737
Münchener Kammerspiele	159 078
Münchener Volkstheater	109 886
Schauburg – Theater der Jugend	35 099
Deutsches Theater	296 470
Public Orchestras	7
Visitors to selected concerts	
Munich Philharmonic Orchestra	200 187
Public radio concerts	128 254
Bavarian State Orchestra	37 459
Munich Symphony Orchestra	64 300
Cinemas	81
Visitors	4 447 577
Museums	46
Visitors to selected museums	
Alte Pinakothek	252 404
Neue Pinakothek	176 191
Pinakothek der Moderne	276 469
Museum Brandhorst	118 851
Bayerisches Nationalmuseum	105 946
Münchener Stadtmuseum	154 522
Städtische Galerie im Lenbachhaus	406 423
Deutsches Museum (Museumsinsel)	1 090 854
Public libraries	110
Media available at selected libraries	
Bayerische Staatsbibliothek (state library)	10 363 000
Universitätsbibliothek der LMU (University)	4 790 042
Münchener Stadtbibliothek (municipal library)	2 835 604
Bibliothek des Deutschen Museums	961 020

## Recreation and sports (in 2015 resp. per end of year)

Olympic Park Munich, incl. leased companies	
Area in sq. m	850 000
Area of “tent” roof in sq. m	75 000
Visitors to individual events	
(712 event-days)	2 542 842
Visitors to permanent facilities	1 788 482

Capacity of the Allianz Arena (football stadium – places)	75 000
Number of games (season 2015/16)	49
Visitors to games (season 2015/16)	2 619 853
Number of guided tours of the stadium	ca. 18 600
Visitors to guided tours of the stadium	ca. 485 000

Sports clubs	624
Number of members	548 012
Female members	236 302

Sports facilities / sports grounds	
District public sports grounds	21
Municipal sports facilities (open-air facilities)	11
Club sports facilities	170
Sports and multipurpose halls (gyms, including school sports halls)	417
Stadiums	4
Ice rinks- and funsports centres	4
Golf courses	3
Racetracks	2
Indoor swimming pools	9
Outdoor swimming pools	8
School swimming pools	31

Hellabrunn Zoo (ca. 19 364 animals in 771 species, area 0,40 km <sup>2</sup> )	
Visitors	2 089 983

Botanical Gardens (ca. 16 000 plant species, area 0,21 km <sup>2</sup> )	
Visitors	330 629

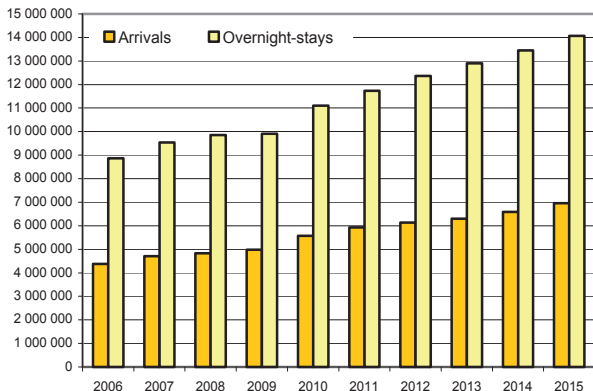
## **Tourism** (in 2015 resp. per end of year)

Hotels, guest houses and pensions	404
Number of beds available	65 734

Total number of guests	6 957 469
From Germany	3 747 454
From abroad	3 210 015
From the US	384 419
Italy	273 374
Great Britain and Northern Ireland	259 712
Switzerland	238 394
Austria	214 747

Overnights stays	14 066 212
Guests from abroad	6 890 503
Average stay in nights	2.0

## Arrivals and overnight stays



## Economy (in 2015 resp. per end of year)

### Industrial production companies

Building industry (with <b>20</b> + employees)	154
Number of employees	8 283
Processing/manufacturing industry (with <b>50</b> + employees)	114
Number of employees	92 096

### Crafts and trade enterprises

Number of employees (incl. owners)	77 925
------------------------------------	--------

### Total turnover by companies in Munich 2014 in billion euros

(excl. VAT) according to VAT statistics	310.4
Manufacturing industry (56.7 %)	175.9
Trade, maintenance, car repair (20.6 %)	64.4
Hotel and restaurant industry, transport (2.4 %)	7.3
Other services (20.3 %)	62.8

### Munich exhibition and trade fair site

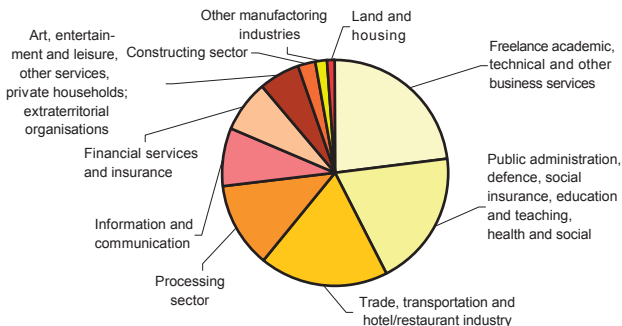
Trade fairs organised by Messe München GmbH	13
Trade fairs organised by others	204
Exhibitors	33 772
Visitors in millions	1.9

Oktoberfest (without "Oide Wies'n")	
Visitors in millions	5.9
Catering establishments	93
incl. festival tents	14
Sellers and show-people	481
Beer consumption in hectolitres	75 134
Consumption of roasted chickens	503 510
Oxen	122

## Labour market (in 2015)

Employed persons with compulsory social security with Munich job location (June 30 <sup>th</sup> , 2015)	797 102
Women (48.2 %)	384 045
Men (51.8 %)	413 057
Foreigners (19.5 %)	155 299

### Employees in Munich subject to social insurance contributions at the place of work by sectors



Total no. persons in employment with compulsory social security as of 30.6.2015: 797 102

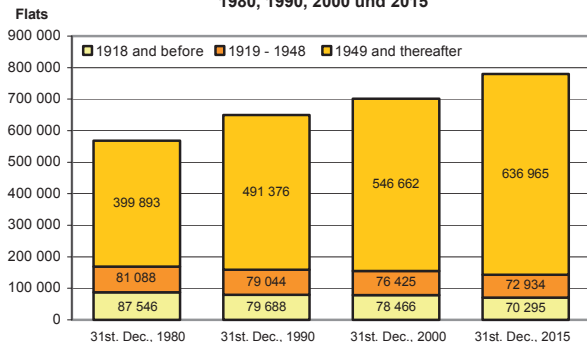
Unemployed persons total (December 2015)	37 490
Women	17 323
Men	20 167
in full-time jobs	27 605
in part-time	7 116
Foreigners	16 207
Unemployment rate in Munich (December 2015)	4.6 %

## Building, construction and housing

(in 2015 resp. per end of year)

Building permits	
Buildings	1 768
Flats	8 445
Buildings completed	
Buildings	1 513
Flats	6 596

Existing flats according to the age of the buildings  
1980, 1990, 2000 und 2015



Residential buildings	139 443
Flats	780 194

## Transport (in 2015 resp. per end of year)

S-Bahn (inter-urban railway operating since May 28 <sup>th</sup> , 1972)	
Number of lines	8
Network in km	434
U-Bahn (underground operating since Oct. 19 <sup>th</sup> , 1971)	
Number of lines	8
Network in km	95
Trams	
Number of lines	13
Network in km	79

<b>Buses</b>	
Number of lines	71
Network in km	482
<b>Registered vehicles (in use on the road)</b>	
Cars	794 052
Motorcycles	683 433
Lorries	60 688
	34 480
Vehicles per 1 000 inhabitants	522
<b>Registration of new vehicles</b>	
Cars	198 835
Private cars	181 970
Company vehicles	20 561
Issued driving licenses	161 409
Issued driving licenses only for cars	20 665
	13 625
<b>Traffic accidents</b>	
Deaths	46 657
Injuries	17
	6 507
<b>Overall road length for motorised vehicles</b>	
of cycle paths maintained by the city	2 382 km
	943 km
<b>Munich airports</b>	
Starts and landings	379 911
Passengers	40 981 522

---

Published by Statistischen Amt der Landeshauptstadt München,  
 Schwanthalerstr. 68, 80336 München,  
 Telephone (089) 233 82 700, Telefax (089) 233 82 757  
**Internet:** <http://www.muenchen.de/statamt>  
**E-mail:** [stat.amt@muenchen.de](mailto:stat.amt@muenchen.de)  
 Responsible: Uta Thien-Seitz  
 Editorial team: Juliane Riedl, Andreas Rappert



**Available from:**

Statistical Office Munich (see above)  
 City information centre in the City Hall

Produced by:

Weber Offset GmbH, Ehrenbreitsteinerstr. 42, 80993 München  
 Printed on paper from sustainable, certified forestry.