

Munich Facts and Figures 2012



Culture (in 2011 resp. per end of year)

Theatres	54
Visitors to selected theatres	
Nationaltheater	437 214
Residenztheater	153 805
Prinzregententheater (Großes Haus)	209 876
Theater am Gärtnerplatz	173 950
Münchner Kammerspiele	151 308
Münchner Volkstheater	111 983
Schauburg – Theater der Jugend	34 697
Deutsches Theater	201 022
Public Orchestras	7
Visitors to selected concerts	
Munich Philharmonic Orchestra	211 251
Public radio concerts	114 046
Bavarian State Orchestra	39 940
Munich Symphony Orchestra	55 095
Cinemas	81
Visitors	4 448 931
Museums	46
Visitors to selected museums	
Alte Pinakothek	359 183
Neue Pinakothek	205 779
Pinakothek der Moderne	308 639
Museum Brandhorst	206 492
Bayerisches Nationalmuseum	69 286
Münchner Stadtmuseum	137 636
Städtische Galerie im Lenbachhaus	96 402
Deutsches Museum (Museumsinsel)	896 306
Public libraries	114
Media available at selected libraries	
Bayerische Staatsbibliothek (state library)	9 809 000
Universitätsbibliothek der LMU (University)	4 648 777
Münchner Stadtbibliothek (municipal library)	2 799 278
Bibliothek des Deutschen Museums	933 307

Recreation and sports (in 2011 resp. per end of year)

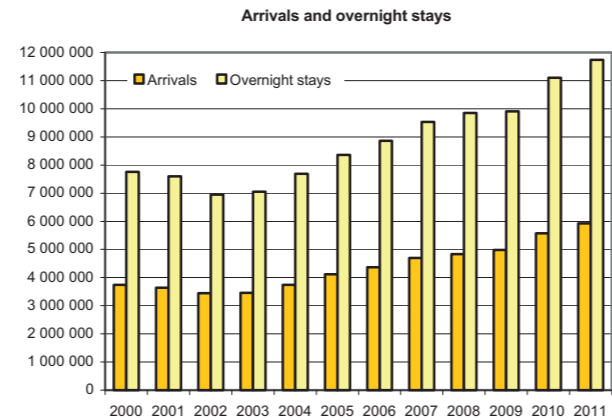
Olympic Park Munich, incl. leased companies	
Area in sq. m	850 000
Area of "tent" roof in sq. m	75 000
Visitors to individual events (341 events)	2 390 828
Visitors to permanent facilities	1 794 566

Capacity of the Allianz Arena football stadium (places)	69 901
Number of games (2011/2012 season)	48
Visitors to games (2011/2012 season)	2 446 760
Number of guided tours of the stadium	approx. 10 000
Visitors to guided tours of the stadium	approx. 250 000
Sports clubs	661
Number of active members	358 817
Female members	151 627
Sports facilities / sports grounds	
District public sports grounds	21
Municipal sports facilities (open-air facilities)	11
Club sports facilities	167
Sports and multipurpose halls (gymns, not including school sports halls)	7
Stadiums	4
Ice rinks- and fun sports centres	4
Golf courses	3
Racetracks	2
Indoor swimming pools	9
Outdoor swimming pools	8
School swimming pools	32

Hellabrunn Zoo (approx. 18 670 animals, area 40 000 sq. m)	
Visitors	1 820 796
Botanical Gardens (approx. 17 000 plant species, area 22 000 sq. m)	
Visitors	379 249

Tourism (in 2011 resp. per end of year)

Hotels, guest houses and pensions	393
Number of beds available	58 369
Total number of guests	5 931 052
From Germany	3 376 697
From abroad	2 554 355
From the US	313 338
Italy	253 369
Great Britain and Northern Ireland	220 714
Switzerland	192 715
Austria	181 547
Overnights stays	11 738 112
Guests from abroad	5 421 929
Average stay in nights	2.0



Economy (in 2011 resp. per end of year)

Industrial production companies	
Building industry (with 20 + employees)	58
Number of employees	3 538
Processing/manufacturing industry (with 50 + employees)	119
Number of employees	83 756

Crafts and trade enterprises	21 426
Number of employees (incl. owners)	66 600
Registered commercial premises	196 000

Total turnover by companies in Munich 2010 in billion euros (excl. VAT) according to VAT statistics	277.7
Manufacturing industry (58.8 %)	163.3
Trade, maintenance, car repair (20.3 %)	56.4
Hotel and restaurant industry, transport (2.3 %)	6.2
Other services (18.6 %)	51.8

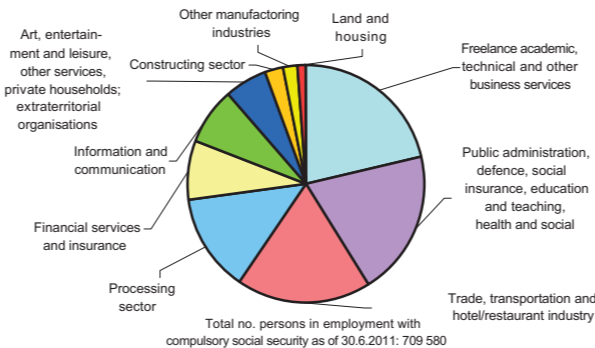
Munich exhibition and trade fair site	
Trade fairs organised by Messe München GmbH	18
Trade fairs organised by others	254
Exhibitors	31 379
Visitors in millions	1.8

Oktoberfest (not including "Oide Wies'n")	
Visitors in millions	6.9
Catering establishments incl. festival tents	87
Sellers and show-people	14
Beer consumption in hectolitres	510
Consumption of roasted chickens	79 225
Oxen	522 821
	118

Labour market (in 2011)

Employed persons with compulsory social security with Munich job location (June 30 th , 2011)	709 580
Women (48.4 %)	343 649
Men (51.6 %)	365 931
Foreigners (16.0 %)	113 579

Employees in Munich subject to social insurance contributions at the plays of work by sectors

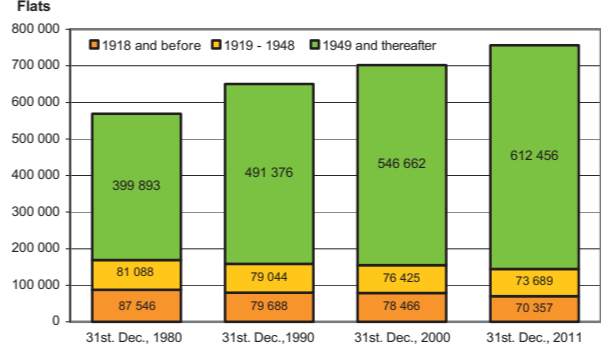


Unemployed persons total (December 2011)	34 425
Women	16 339
Men	18 086
in full-time jobs	25 626
in part-time	5 785
Foreigners	13 967
Unemployment rate in Munich (December 2011)	4.6%

Building, construction and housing (in 2011 resp. per end of year)

Building permits	
Buildings	2 092
Flats	8 419
Buildings completed	
Buildings	1 828
Flats	6 671

Existing flats according to the age of the buildings 1980, 1990, 2000 and 2011



Residential buildings	135 672
Flats	756 502

Transport (in 2011 resp. per end of year)

S-Bahn (inter-urban railway operating since May 28 th , 1972)	
Number of lines	10
Network in km	442
U-Bahn (underground operating since Oct. 19 th , 1971)	
Number of lines	7
Network in km	95
Trams	
Number of lines	11
Network in km	79

Buses	
Number of lines	66
Network in km	454
Registered vehicles (in use on the road)	737 205
Cars	640 881
Motorcycles	53 358
Lorries	28 246
Vehicles per 1 000 inhabitants	523
Traffic accidents	43 703
Deaths	16
Injuries	6 479
Overall road length for motorised vehicles of cycle paths maintained by the city	2 381 km / 942 km

Municipal finance (own budget in 2012 in billion euros)

Budget volume (current administration and investments) including investments	5.7 / 0.5
Assets (as of 31.12.2011)	20.8
Debts (as of 31.12.2011)	1.7
Equity (as of 31.12.2011)	10.4

Published by Statistisches Amt der Landeshauptstadt München, Schwanthalerstr. 68, 80336 München, Telephone (089) 233 82 700, Telefax (089) 233 82 757
Internet: <http://www.muenchen.de/statamt>
E-mail: stat.amt@muenchen.de
Responsible: Uta Thien-Seitz
Editorial team: Juliane Riedl, Andreas Rappert

Available from:
Statistical Office Munich (see above)
City information centre in the City Hall
Produced by:
Weber Offset GmbH, Ehrenbreitsteiner Str. 42, 80993 München
Printed on paper from sustainable, certified forestry.

History

- 1158 Munich was founded by Henry the Lion (June 14th)
- 1214 First mention of Munich as a city (civitas) in an official deed
- 1255 Munich becomes the royal seat of the House of Wittelsbach
- 1494 The Church of Our Lady, Munich's most famous landmark, is consecrated
- 1589 The opening of Munich's Hofbräuhaus
- 1789 The English Garden is opened to the public
- 1806 Munich becomes the capital city of the Kingdom of Bavaria
- 1810 The first Oktoberfest (October 17th) held on the occasion of the marriage of Crown Prince Ludwig to Therese, Princess of Saxony
- 1818 Bavarian Constitution comes into force
- 1825 – King Ludwig I – Munich becomes an internationally renowned city of culture
- 1848 The first railway travels between Munich and Augsburg (September 1st)
- 1848 – King Max II – Creation of the "Maximilian style" in architecture
- 1864 – King Ludwig II – Zenith of music and art handcraft
- 1886 Population of Munich reaches 500,000
- 1901 Kurt Eisner proclaims the "Bavarian Democratic and Socialist Republic" (Nov. 7th)
- 1923 The Hitler Putsch fails (Nov. 11th)
- 1933 National Socialists seize power (March 9th)
- 1939 Attempt to assassinate Hitler in Bürgerbräu fails
- 1945 The Americans march into Munich, marking the end of World War II for the city (April 30th)
- 1957 The population of Munich reaches one million (Dec. 15th)
- 1972 XXth Summer Olympic Games in Munich (August 26th – Sept. 11st)
- 1974 World Football Championship
- 1983 International Horticultural Show is opened (April 28th)
- 1992 The new Munich Airport is opened (May 17th)
- 1998 The new Exhibition and Trade Fair Centre is opened in Riem (Feb. 12th)
- 2002 Pinakothek der Moderne is opened (Sept. 19th)
- 2005 The Allianz Arena is opened (May 30th)
- 2006 Opening game of the FIFA World Cup TM (June 9th)
- 2006 The Synagogue and Jewish Community Centre on Jakobsplatz are completed
- 2008 Summer celebrations to mark the city's 850th anniversary
- 2010 Second Ecumenical Kirchentag (12th – 16th May)
- 2010 200th anniversary of the Oktoberfest with the "Historische Wiesen"
- 2011 Completion of large-scale Isar renaturalisation projekt

Urban area

Geographical position of city centre (northern cathedral tower):
N 48° 8' 23" latitude, E 11° 34' 28" longitude

Munich local time – 13 min. 42 sec. compared to Central European time
519 m above sea level

Average altitude 519 m above sea level

Length of city boundary 118.7 km

Greatest length of urban area (N-S direction) 20.7 km

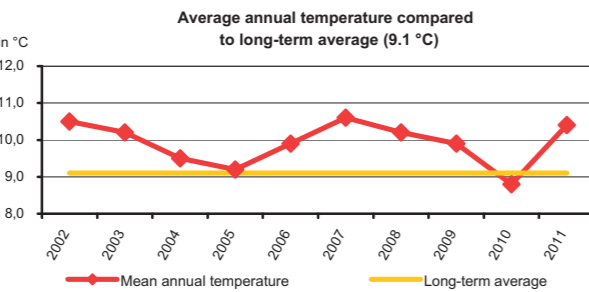
Greatest width of urban area (E-W direction) 26.9 km

Total urban area (January 1st, 2011) 310.7 km² including

Buildings and open spaces (44 %)	137.7 km ²
Recreational areas (16 %)	48.4 km ²
Roads and transport areas (17 %)	54.0 km ²
Agricultural areas (15 %)	47.0 km ²
Wooded areas (4 %)	12.9 km ²

Weather (in 2011)

Average air temperature in °C	10.4
Hours of sunshine	2 085
Precipitation in mm	973
Number of days with precipitation	161
Summer days (maximum 25 °C or higher)	58
Hot days (maximum 30 °C or higher)	9
Subfreezing days (minimum below 0 °C)	72
Sub-zero days (maximum below 0 °C)	17



Munich's twin cities

Edinburgh since 1954	Cincinnati since 1989
Verona since 1960	Kiew since 1989
Bordeaux since 1964	Harare since 1996
Sapporo since 1972	

City representatives

Lord Mayor: Christian Ude, SPD
Deputy Mayor: Christine Strobl, SPD
Deputy Mayor: Hep Monatzeder, Bündnis 90/Die Grünen

City Council (2008–2014)

SPD	33 seats	Freie Wähler	2 seats
CSU	22 seats	Rosa Liste	1 seat
Bündnis 90/Die Grünen	11 seats	ödp	1 seat
FDP	5 seats	Bayernpartei	1 seat
Die Linke	3 seats	BIA	1 seat

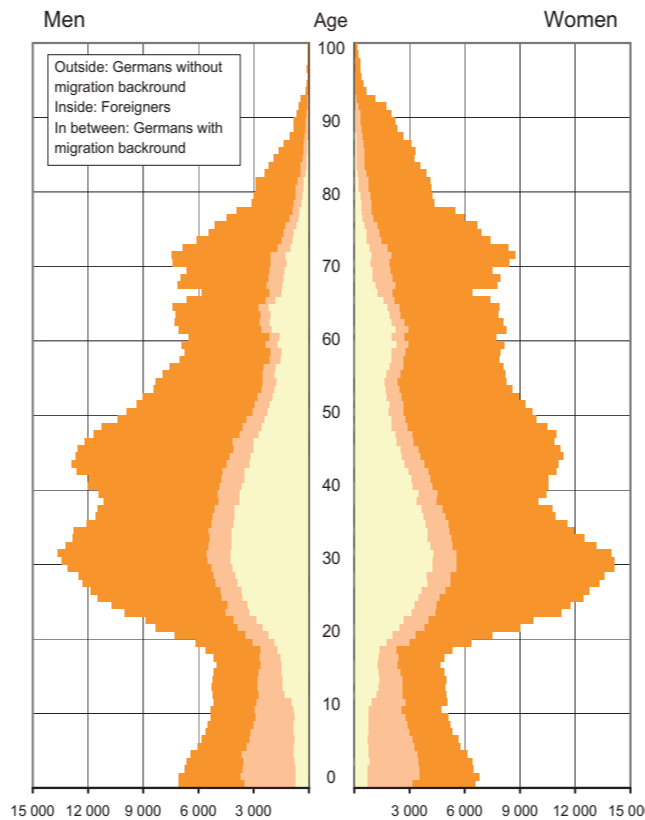
Population (in 2011 resp. per end of year)

Inhabitants (registered with main residence in Munich)	1 410 741
Women (51.2 %)	721 664
Men (48.8 %)	689 077
Germans (76.3 %)	1 076 006
Foreigners (23.7 %)	334 735
comprising persons from	
Europe (18.9 %)	266 472
from EU countries (10.2 %)	143 553
from the rest of Europe (8.7 %)	122 919
of which from Turkey	40 582
Croatia	23 713
Africa (0.8 %)	11 859
America (0.9 %)	12 877
Asia (3.0 %)	41 707
Australia, New Zealand, Oceania (0.1 %)	976

Age distribution

Under 6 years of age (5.5 %)	78 119
From 6 to under 14 years of age (6.0 %)	84 338
From 14 to under 18 years of age (2.8 %)	40 044
From 18 to under 28 years of age (13.6 %)	192 130
From 28 to under 45 years of age (29.3 %)	412 873
From 45 to under 55 years of age (14.3 %)	201 215
From 55 to under 65 years of age (10.8 %)	151 668
65 and above (17.7 %)	250 354

Age structure of the Munich population as of 31.12.2011



Private households combined	763 673
Families with children	128 945
German families	74 865
German/foreign families	37 639
Foreign families	16 441
Single-parent families	25 830
Births	14 714
Deaths	10 790
Number of births in excess of deaths	+ 3 924
Marriages	8 561
Divorces	3 532
Persons moving to Munich	112 947
Foreigners	58 956
Persons moving away from Munich	84 206
Foreigners	37 091
Migration balance (+ / -)	+ 28 741
Foreigners	21 865
Most popular name for girls	Anna
Most popular name for boys	Maximilian



Health services (per end of 2011)

Hospitals (as per end of 2010)	46
Hospital beds	11 622
Medical hospital staff	5 094
Non-medical hospital staff	22 971
Doctors with independent surgeries (not incl. private surgeries)	3 660
Number of residents per doctor	385

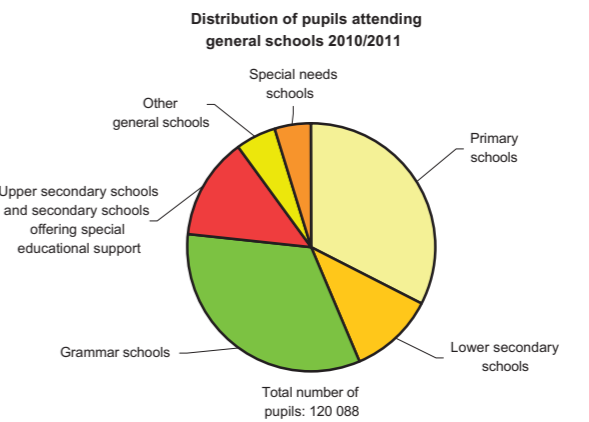
Dentists with independent surgeries (not incl. private surgeries)	1 474
Number of residents per dentist	957
Pharmacies	403
Number of residents per pharmacy	3 501

Social services

Children's day-care facilities (March 1 st , 2011) including municipal institutions	1 207
independent non-profit, incl. child-parent initiatives	511
Children catered for	61 312
incl. age 0 – 3	10 284
3 – 8 (not incl. school children)	36 993
5 – 14 (school children)	14 035
incl. those in municipal institutions	30 993
in independent non-profit institutions	27 430
Staff	10 658
incl. municipal	4 713
independent non-profit	5 177
Senior citizens' homes (end of 2010)	52
Places available	9 282

Education

(School year 2010/2011 and Winter Semester 2011/2012)



Total number of general schools	327
Pupils	120 088
Number of female pupils	59 811
Number of foreigner pupils	25 902
Primary schools	152
Number of pupils	39 061
Lower secondary schools	62
Number of pupils	13 202
Primary and lower secondary education schools for pupils with special needs	31
Number of pupils	5 687
Upper secondary schools, incl. USS offering special educational support	38
City-run	20
Number of pupils	15 986
Grammar schools	49
City-run	14
Number of pupils	39 932
Other general schools	12
Number of pupils	6 220
Total number of vocational schools	193
Number of pupils	64 002
City-run	71
Number of pupils	48 194
Incl. vocational schools	36
Number of pupils	40 152
Specialised vocational schools	82
Number of pupils	7 194
Specialised technical schools	30
Number of pupils	2 385
Upper technical and vocational schools	16
Number of pupils	7 583
Universities	14
Number of students	104 027
Female students percentage	46.9
Foreign students percentage	14.2
Ludwig-Maximilians-Universität	46 432
Female students percentage	61.6
Foreign students percentage	13.8
Technical University	30 821
Female students percentage	32.0
Foreign students percentage	16.5
State university of applied sciences	16 198
Female students percentage	34.3
Foreign students percentage	13.6