



Landeshauptstadt
München
Direktorium
Statistisches Amt

Munich Facts and Figures 2015



München zählt

History

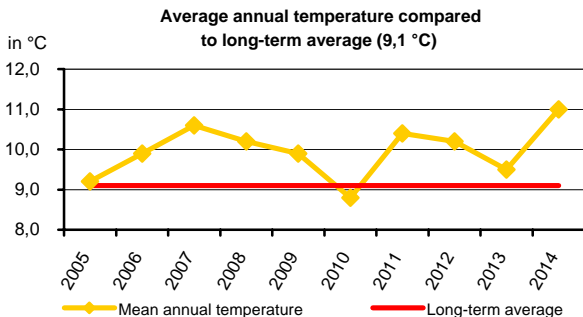
- 1158 Munich was founded by Henry the Lion (June 14th)
- 1214 First mention of Munich as a city (civitas) in an official deed
- 1255 Munich becomes the royal seat of the House of Wittelsbach
- 1494 The Church of Our Lady, Munich's most famous landmark, is consecrated
- 1589 The opening of Munich's Hofbräuhaus
- 1789 The English Garden is opened to the public
- 1806 Munich becomes the capital city of the Kingdom of Bavaria
- 1810 The first Oktoberfest (October 17th) held on the occasion of the marriage of Crown Prince Ludwig to Therese, Princess of Saxony
- 1818 Bavarian Constitution comes into force
- 1825 – King Ludwig I – Munich becomes an internationally renowned city of culture
- 1848
- 1839 The first railway travels between Munich and Augsburg (September 1st)
- 1848 – King Max II – Creation of the “Maximilian style” in architecture
- 1864
- 1864 – King Ludwig II – Zenith of music and art handcraft
- 1886
- 1901 Population of Munich reaches 500,000
- 1918 Kurt Eisner proclaims the “Bavarian Democratic and Socialist Republic” (Nov. 7th)
- 1923 The Hitler Putsch fails (Nov. 11th)
- 1933 National Socialists seize power (March 9th)
- 1939 Attempt to assassinate Hitler in Bürgerbräu fails
- 1945 The Americans march into Munich, marking the end of World War II for the city (April 30th)
- 1957 The population of Munich reaches one million (Dec. 15th)
- 1972 XXth Summer Olympic Games in Munich (August 26th – Sept. 11th)
- 1974 World Football Championship
- 1983 International Horticultural Show is opened (April 28th)
- 1992 The new Munich Airport is opened (May 17th)
- 1998 The new Exhibition and Trade Fair Centre is opened in Riem (Feb. 12th)
- 2002 Pinakothek der Moderne is opened (Sept. 19th)
- 2005 The Allianz Arena is opened (May 30th)
- 2006 Opening game of the FIFA World Cup TM (June 9th)
- 2006 The Synagogue and Jewish Community Centre on Jakobsplatz are completed
- 2008 Summer celebrations to mark the city's 850th anniversary
- 2010 200th anniversary of the Oktoberfest with the “Historische Wiesen”
- 2012 40th anniversary of Münchner Verkehrsverbund (MVV) and the Munich Olympiapark
- 2014 Reopening of the “Deutsches Theater” after renovation (January 17th)

Urban area

| | |
|--|---|
| Geographical position of city centre (northern cathedral tower): | N 48° 8' 23" latitude, E 11° 34' 28" longitude |
| Munich local time | -13 min. 42 sec. compared to Central European time |
| Average altitude | 519 m above sea level |
| Length of city boundary | 118.7 km |
| Greatest length of urban area (N-S direction) | 20.7 km |
| Greatest width of urban area (E-W direction) | 26.9 km |
| Total urban area (January 1 st , 2015) including | 310.8 km ² |
| Buildings and open spaces (44 %) | 137.8 km ² |
| Recreational areas (16 %) | 48.6 km ² |
| Roads and transport areas (17 %) | 54.1 km ² |
| Agricultural areas (15 %) | 46.5 km ² |
| Wooded areas (4 %) | 12.9 km ² |

Weather (in 2014)

| | |
|---------------------------------------|-------|
| Average air temperature in °C | 11.0 |
| Hours of sunshine | 1 665 |
| Precipitation in mm | 855 |
| Number of days with precipitation | 173 |
| Summer days (maximum 25 °C or higher) | 45 |
| Hot days (maximum 30 °C or higher) | 10 |
| Subfreezing days (minimum below 0 °C) | 32 |
| Sub-zero days (maximum below 0 °C) | 3 |



Munich's twin cities

| | | |
|-----------------------------|------------------------------|--------------------------|
| Edinburgh since 1954 | Sapporo since 1972 | Harare since 1996 |
| Verona since 1960 | Cincinnati since 1989 | |
| Bordeaux since 1964 | Kiev since 1989 | |

City representatives

Lord Mayor: Dieter Reiter, SPD
 Deputy Mayor: Josef Schmid, CSU
 Deputy Mayor: Christine Strobl, SPD

City Council (2014 – 2020; December 31st, 2014)

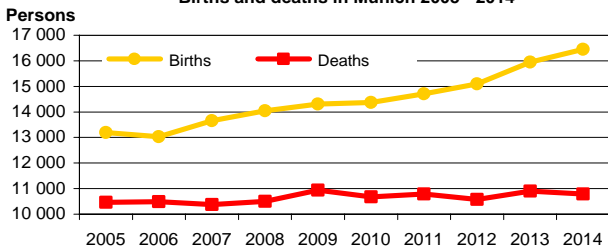
| | | | |
|-----------------------|----------|----------------|-----------|
| CSU | 26 seats | Freie Wähler | 2 seats |
| SPD | 25 seats | ÖDP | 2 seats |
| Bündnis 90/Die Grünen | 13 seats | BIA, BP, HUT, | each |
| FDP | 3 seats | Piraten, Rosa | party one |
| AfD | 2 seats | Liste, StR Dr. | seat |
| Die Linke | 2 seats | Assal | |

Population (in 2014 resp. per end of year)

| | |
|--|-----------|
| Inhabitants (registered with main residence in Munich) | 1 490 681 |
| Women (50.8 %) | 757 251 |
| Men (49.2 %) | 733 430 |
| Germans (73.6 %) | 1 097 309 |
| Foreigners (26.4 %) | 393 372 |
| comprising persons from | |
| Europe (20.8 %) | 310 758 |
| from EU countries (14.0 %) | 208 670 |
| from the rest of Europe (6.8 %) | 102 088 |
| of which from Turkey | 39 433 |
| Africa (1.0 %) | 14 434 |
| America (1.0 %) | 14 731 |
| Asia (3.5 %) | 51 461 |
| Australia, New Zealand, Oceania (0.1 %) | 1 179 |
| Age distribution | |
| Under 6 years of age (5.6 %) | 83 040 |
| From 6 to under 14 years of age (6.0 %) | 89 914 |
| From 14 to under 18 years of age (2.9 %) | 43 309 |
| From 18 to under 28 years of age (13.5 %) | 201 923 |
| From 28 to under 45 years of age (29.1 %) | 433 411 |
| From 45 to under 55 years of age (14.9 %) | 222 405 |
| From 55 to under 65 years of age (10.3 %) | 154 080 |
| 65 and above (17.6 %) | 262 599 |

| | |
|--------------------------------------|------------|
| Private households combined | 809 799 |
| Families with children | 136 105 |
| German families | 75 161 |
| German/foreign families | 35 121 |
| Foreign families | 25 823 |
| Single-parent families | 28 729 |
| Births | 16 450 |
| Deaths | 10 793 |
| Number of births in excess of deaths | + 5 657 |
| Marriages | 9 791 |
| Divorces | 3 171 |
| Persons moving to Munich | 124 310 |
| Foreigners | 76 867 |
| Persons moving away from Munich | 100 491 |
| Foreigners | 52 304 |
| Migration balance (+ / -) | + 23 819 |
| Foreigners | 24 563 |
| Most popular name for girls | Anna |
| Most popular name for boys | Maximilian |

Births and deaths in Munich 2005 - 2014



Health services (per end of 2013)

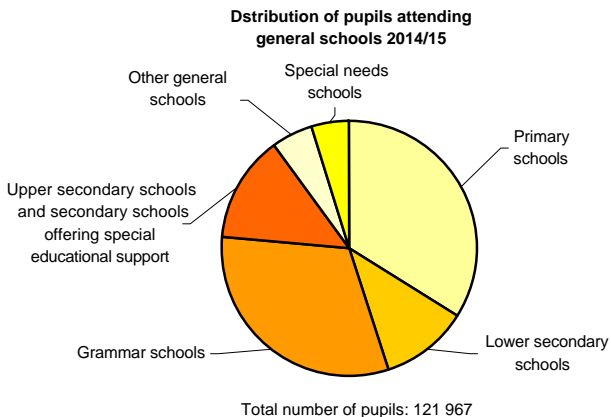
| | |
|---|--------|
| Hospitals | 47 |
| Hospital beds (annual average) | 11 566 |
| Medical hospital staff | 5 349 |
| Non-medical hospital staff | 24 362 |
| Doctors with independent surgeries (not incl. private surgeries) | 3 717 |
| Number of residents per doctor | 394 |

| | |
|--|-------|
| Dentists with independent surgeries (not incl. private surgeries) | 1 536 |
| Number of residents per dentist | 954 |
| Pharmacies (as per end of 2014) | 385 |
| Number of residents per pharmacy | 3 872 |

Social services

| | |
|---|--------|
| Children's day-care facilities (March 1 st , 2014) | 1 346 |
| including municipal institutions | 517 |
| free non-profit, incl. child-parent initiatives | 669 |
| Children catered for | 68 679 |
| incl. age 0 – 3 | 13 498 |
| 3 – 8 (not incl. school children) | 39 535 |
| 5 – 14 (school children) | 15 646 |
| incl. those in municipal institutions | 32 031 |
| in free non-profit institutions | 29 482 |
| Staff | 13 546 |
| incl. municipal | 5 447 |
| free non-profit | 6 182 |

Education (School year 2013/14 and Winter Semester 2014/15)



| | |
|--|---------|
| Total number of general schools | 333 |
| Pupils | 121 967 |
| Number of female pupils | 60 265 |
| Number of foreigner pupils | 24 545 |
| Primary schools | 202 |
| Number of pupils | 41 298 |
| Lower secondary schools | 61 |
| Number of pupils | 13 599 |
| Primary and lower secondary education schools for pupils with special needs | 30 |
| Number of pupils | 5 637 |
| Upper secondary schools, incl. USS offering special educational support | 38 |
| City-run | 20 |
| Number of pupils | 16 516 |
| Grammar schools | 51 |
| City-run | 14 |
| Number of pupils | 38 340 |
| Other general schools | 12 |
| Number of pupils | 6 577 |
| | |
| Total number of vocational schools | 202 |
| Number of pupils | 62 173 |
| City-run | 74 |
| Number of pupils | 46 911 |
| Incl. vocational schools | 36 |
| Number of pupils | 38 592 |
| Specialised vocational schools | 86 |
| Number of pupils | 7 183 |
| Specialised technical schools | 32 |
| Number of pupils | 2 611 |
| Upper technical and vocational schools | 20 |
| Number of pupils | 7 731 |
| | |
| Universities | 17 |
| Number of students | 115 099 |
| Female students percentage | 47.2 |
| Foreign students percentage | 16.3 |
| Ludwig-Maximilians-Universität | 49 494 |
| Female students percentage | 60.4 |
| Foreign students percentage | 14.8 |
| Technical University | 37 125 |
| Female students percentage | 33.4 |
| Foreign students percentage | 21.5 |
| State university of applied sciences | 17 524 |
| Female students percentage | 37.4 |
| Foreign students percentage | 12.1 |

Culture (in 2014 resp. per end of year)

| | |
|---|------------|
| Theatres | 48 |
| Visitors to selected theatres | |
| Nationaltheater | 528 936 |
| Residenztheater | 185 755 |
| Prinzregententheater (Großes Haus) | 288 183 |
| Münchener Kammerspiele | 150 315 |
| Münchener Volkstheater | 103 387 |
| Schauburg – Theater der Jugend | 33 122 |
| Deutsches Theater | 268 346 |
| Public Orchestras | 7 |
| Visitors to selected concerts | |
| Munich Philharmonic Orchestra | 179 360 |
| Public radio concerts | 110 724 |
| Bavarian State Orchestra | 42 192 |
| Munich Symphony Orchestra | 62 500 |
| Cinemas | 80 |
| Visitors | 4 290 731 |
| Museums | 45 |
| Visitors to selected museums | |
| Alte Pinakothek | 242 740 |
| Neue Pinakothek | 195 467 |
| Pinakothek der Moderne | 312 161 |
| Museum Brandhorst | 122 401 |
| Bayerisches Nationalmuseum | 100 607 |
| Münchener Stadtmuseum | 136 161 |
| Städtische Galerie im Lenbachhaus | 343 040 |
| Deutsches Museum (Museumsinsel) | 1 080 166 |
| Public libraries | 113 |
| Media available at selected libraries | |
| Bayerische Staatsbibliothek (state library) | 10 222 000 |
| Universitätsbibliothek der LMU (University) | 4 729 793 |
| Münchener Stadtbibliothek (municipal library) | 2 863 435 |
| Bibliothek des Deutschen Museums | 953 647 |

Recreation and sports (in 2014 resp. per end of year)

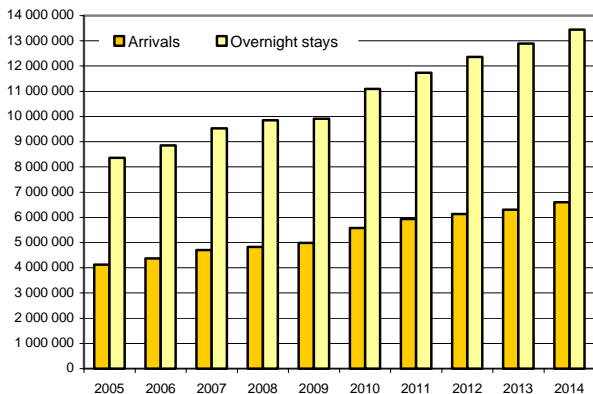
| | |
|---|-----------|
| Olympic Park Munich, incl. leased companies | |
| Area in sq. m | 850 000 |
| Area of “tent” roof in sq. m | 75 000 |
| Visitors to individual events (611 event-days) | 2 445 740 |
| Visitors to permanent facilities | 1 808 196 |

| | |
|---|-------------|
| Capacity of the Allianz Arena (football stadium – places) | 75 000 |
| Number of games (season 2014/15) | 44 |
| Visitors to games (season 2014/15) | 2 316 200 |
| Number of guided tours of the stadium | ca. 18 500 |
| Visitors to guided tours of the stadium | ca. 470 000 |
| Sports clubs | 624 |
| Number of active members | 370 976 |
| Female members | 157 017 |
| Sports facilities / sports grounds | |
| District public sports grounds | 21 |
| Municipal sports facilities (open-air facilities) | 12 |
| Club sports facilities | 170 |
| Sports and multipurpose halls (gyms, not including school sports halls) | 7 |
| Stadiums | 4 |
| Ice rinks- and funsports centres | 4 |
| Golf courses | 3 |
| Racetracks | 2 |
| Indoor swimming pools | 9 |
| Outdoor swimming pools | 8 |
| School swimming pools | 34 |
| Hellabrunn Zoo (ca. 18 950 animals, area 0,40 km²) | |
| Visitors | 2 283 739 |
| Botanical Gardens (ca. 16 000 plant species, area 0,21 km²) | |
| Visitors | 380 649 |

Tourism (in 2014 resp. per end of year)

| | |
|--|-------------------|
| Hotels, guest houses and pensions | 397 |
| Number of beds available | 62 333 |
| Total number of guests | 6 593 883 |
| From Germany | 3 583 912 |
| From abroad | 3 009 971 |
| From the US | 343 070 |
| Italy | 251 056 |
| Great Britain and Northern Ireland | 249 821 |
| Switzerland | 224 170 |
| Austria | 207 626 |
| Overnights stays | 13 448 024 |
| Guests from abroad | 6 650 914 |
| Average stay in nights | 2.0 |

Arrivals and overnight stays



Economy (in 2014 resp. per end of year)

Industrial production companies

| | |
|--|--------|
| Building industry (with 20 + employees) | 152 |
| Number of employees | 8 412 |
| Processing/manufacturing industry (with 50 + employees) | 116 |
| Number of employees | 90 401 |

Crafts and trade enterprises

| | |
|------------------------------------|--------|
| Number of employees (incl. owners) | 22 798 |
| | 79 150 |

Total turnover by companies in Munich 2013 in billion euros

| | |
|--|-------|
| (excl. VAT) according to VAT statistics | 301.2 |
| Manufacturing industry (57.1 %) | 172.1 |
| Trade, maintenance, car repair (21.6 %) | 64.9 |
| Hotel and restaurant industry, transport (2.4 %) | 7.2 |
| Other services (18.9 %) | 57.0 |

Munich exhibition and trade fair site

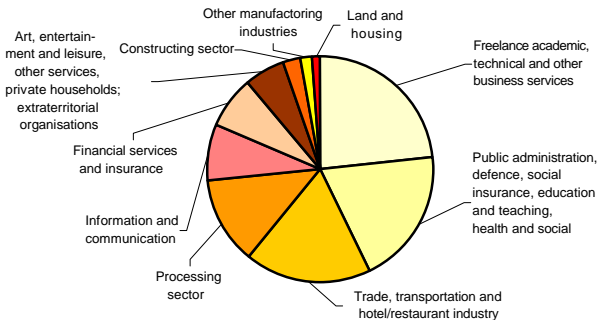
| | |
|---|--------|
| Trade fairs organised by Messe München GmbH | 13 |
| Trade fairs organised by others | 202 |
| Exhibitors | 33 082 |
| Visitors in millions | 1.8 |

| | |
|-------------------------------------|---------|
| Oktoberfest (without "Oide Wies'n") | |
| Visitors in millions | 6.3 |
| Catering establishments | 92 |
| incl. festival tents | 14 |
| Sellers and show-people | 484 |
| Beer consumption in hectolitres | 76 808 |
| Consumption of roasted chickens | 509 420 |
| Oxen | 112 |

Labour market (in 2014)

| | |
|--|---------|
| Employed persons with compulsory social security with Munich job location (June 30 th , 2014) | 776 405 |
| Women (48.2 %) | 374 099 |
| Men (51.8 %) | 402 306 |
| Foreigners (18.4 %) | 142 988 |

Employees in Munich subject to social insurance contributions at the place of work by sectors



Total no. persons in employment with compulsory social security as of 30.6.2014: 776 405

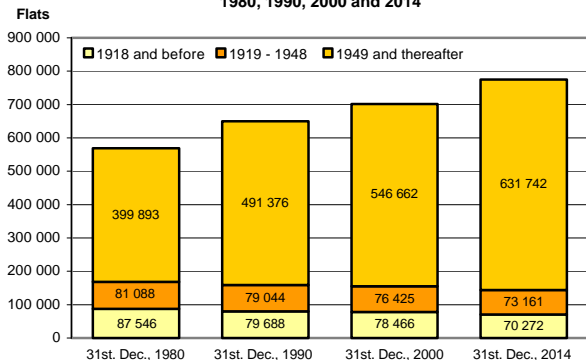
| | |
|---|--------|
| Unemployed persons total (December 2014) | 38 356 |
| Women | 17 756 |
| Men | 20 600 |
| in full-time jobs | 28 370 |
| in part-time | 6 861 |
| Foreigners | 16 311 |
| Unemployment rate in Munich (December 2014) | 4.8 % |

Building, construction and housing

(in 2014 resp. per end of year)

| | |
|---------------------|-------|
| Building permits | |
| Buildings | 1 810 |
| Flats | 8 565 |
| Buildings completed | |
| Buildings | 1 707 |
| Flats | 7 026 |

**Existing flats according to the age of the buildings
1980, 1990, 2000 and 2014**



| | |
|-----------------------|---------|
| Residential buildings | 138 584 |
| Flats | 775 175 |

Transport (in 2014 resp. per end of year)

| | |
|--|-----|
| S-Bahn (inter-urban railway operating since May 28 th , 1972) | |
| Number of lines | 10 |
| Network in km | 442 |
| U-Bahn (underground operating since Oct. 19 th , 1971) | |
| Number of lines | 8 |
| Network in km | 95 |
| Trams | |
| Number of lines | 13 |
| Network in km | 79 |

| | |
|--|------------|
| Buses | |
| Number of lines | 69 |
| Network in km | 467 |
| Registered vehicles (in use on the road) | 778 158 |
| Cars | 671 150 |
| Motorcycles | 59 556 |
| Lorries | 32 220 |
| Vehicles per 1 000 inhabitants | 522 |
| Traffic accidents | 46 804 |
| Deaths | 19 |
| Injuries | 6 649 |
| Overall road length for motorised vehicles | 2 382 km |
| of cycle paths maintained by the city | 943 km |
| Munich airports | |
| Starts and landings | 376 678 |
| Passengers | 39 700 515 |

Criminality (in 2014)

| | |
|--|---------|
| Total number of criminal offences recorded | 110 208 |
| Criminal offences per 1 000 inhabitants | 74.5 |
| Solved offences | 70 448 |
| Criminal suspects | 56 249 |

Published by Statistisches Amt der Landeshauptstadt München,
Schwanthalerstr. 68, 80336 München,

Telephone (089) 233 82 700, Telefax (089) 233 82 757

Internet: <http://www.muenchen.de/statamt>

E-mail: stat.amt@muenchen.de

Responsible: Uta Thien-Seitz

Editorial team: Juliane Riedl, Andreas Rappert



Available from:

Statistical Office Munich (see above)

City information centre in the City Hall

Produced by:

Druckerei und Verlag Steinmeier GmbH & Co. KG, Gewerbepark 6, 86738 Deiningen

Printed on paper from sustainable, certified forestry.