



Landeshauptstadt  
München  
**Direktorium**  
Statistisches Amt

# Munich Facts and Figures 2023



München zählt

## History

- 1158 Munich was founded by Henry the Lion (June 14<sup>th</sup>)
- 1214 First mention of Munich as a city (civitas) in an official deed
- 1255 Munich becomes the royal seat of the House of Wittelsbach
- 1494 The Church of Our Lady, Munich's most famous landmark, is consecrated
- 1589 The opening of Munich's Hofbräuhaus
- 1789 The English Garden is opened to the public
- 1806 Munich becomes the capital city of the Kingdom of Bavaria
- 1810 The first Oktoberfest (Oct. 17<sup>th</sup>) held on the occasion of the marriage of Crown Prince Ludwig to Therese, Princess of Saxony
- 1818 Bavarian Constitution comes into force
- 1825– King Ludwig I – Munich becomes an internationally renowned city of culture
- 1839 The first railway travels between Munich and Augsburg (Sep. 1<sup>st</sup>)
- 1848– King Max II – Creation of the “Maximilian style” in architecture
- 1864
- 1864– King Ludwig II – Zenith of music and art handcraft
- 1886
- 1901 Population of Munich reaches 500 000
- 1918 Kurt Eisner proclaims the “Bavarian Democratic and Socialist Republic” (Nov. 7<sup>th</sup>)
- 1923 The Hitler Putsch fails (Nov. 11<sup>th</sup>)
- 1933 National Socialists seize power (March 9<sup>th</sup>).
- 1939 Attempt to assassinate Hitler in Bürgerbräu fails
- 1945 The Americans march into Munich, marking the end of World War II for the city (April 30<sup>th</sup>)
- 1957 The population of Munich reaches one million (Dec. 15<sup>th</sup>)
- 1972 XXth Summer Olympic Games in Munich (Aug. 26<sup>th</sup>–Sept. 11<sup>th</sup>)
- 1974 World Football Championship
- 1983 International Horticultural Show is opened (April 28<sup>th</sup>).
- 1992 The new Munich Airport is opened (May 17<sup>th</sup>)
- 1998 The new Exhibition and Trade Fair Centre is opened in Riem (Feb. 12<sup>th</sup>)
- 2002 Pinakothek der Moderne is opened (Sept. 19<sup>th</sup>).
- 2005 The Allianz Arena is opened (May 30<sup>th</sup>)
- 2006 Opening game of the FIFA World Cup TM (June 9<sup>th</sup>)
- 2008 Summer celebrations to mark the city's 850th anniversary
- 2010 200th anniversary of the Oktoberfest with the “Historische Wiesn”
- 2015 The population of Munich reaches 1.5 million (May 8<sup>th</sup>)
- 2017 Groundbreaking ceremony for the 2nd main line of the interurban railway (April 5<sup>th</sup>)
- 2020 Because of the corona pandemic, Oktoberfest was canceled for the first time after 1949
- 2020 Opening of a 240 m long sidewalk and bicycle bridge at Arnulfpark
- 2021 The Volkstheater in Schlachthofviertel is reopened (Oct. 15<sup>th</sup>)
- 2021 Munich's subway is 50 years old – opening on Oct. 19<sup>th</sup>, 1971
- 2022 Olympic Park, Aug. 11<sup>th</sup>-21<sup>th</sup>, 2022: European Championship Munich 2022

## Urban area

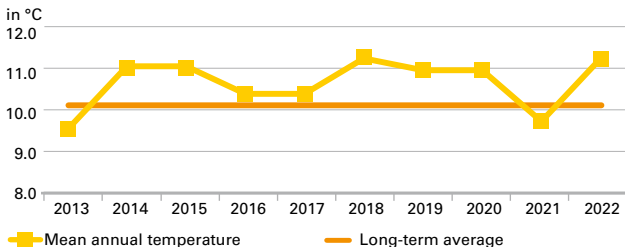
|   |   |
|---|---|
| <b>Geographical position of city centre</b>   | (northern cathedral tower):<br>N 48° 8' 23" latitude, E 11° 34' 28" longitude |
| Munich local time                             | -13 min. 42 sec. compared to<br>Central European time                         |
| Average altitude                              | 519 m above sea level   |
| Length of city boundary                       | 118.7 km  |
| Greatest length of urban area (N-S direction) | 20.7 km   |
| Greatest width of urban area (E-W direction)  | 26.9 km   |

|  |      |                       |
|--|------|-----------------------|
| <b>Total urban area</b> (December 31 <sup>th</sup> , 2022) |      | 310.7 km <sup>2</sup> |
| including Buildings and open spaces                        | 45 % | 138.8 km <sup>2</sup> |
| Recreational areas   | 16 % | 48.1 km <sup>2</sup>  |
| Roads and transport areas                                  | 17 % | 53.3 km <sup>2</sup>  |
| Agricultural areas   | 15 % | 45.5 km <sup>2</sup>  |
| Wooded areas   | 4 %  | 13.7 km <sup>2</sup>  |

## Weather (in 2022)

|                                      |       |
|--------------------------------------|-------|
| Average air temperature in °C        | 11.3  |
| Hours of sunshine                    | 2 278 |
| Precipitation in mm                  | 598   |
| Number of days with precipitation    | 173   |
| Summer days (maximum 25°C or higher) | 78    |
| Hot days (maximum 30°C or higher)    | 20    |
| Subfreezing days (minimum below 0°C) | 61    |
| Sub-zero days (maximum below 0°C)    | 7     |

## Average annual temperature compared to long-term average (10.1°C; 1991–2020)



## Munich's twin cities

**Edinburgh** since 1954   **Sapporo** since 1972   **Harare** since 1996  
**Verona** since 1960   **Cincinnati** since 1989   **Be'er Sheva** since 2021  
**Bordeaux** since 1964   **Kyiv** since 1989

## City representatives (Year 2020 to 2026)

Lord Mayor: Dieter Reiter, SPD

Deputy Mayor: Katrin Habenschaden, GRÜNE

Deputy Mayor: Verena Dietl, SPD

City Council (May 1th, 2020)

|              |          |                 |           |
|--------------|----------|-----------------|-----------|
| CSU          | 20 seats | ÖDP             | 3 seats   |
| GRÜNE        | 23 seats | DIE LINKE       | 3 seats   |
| FREIE WÄHLER | 2 seats  | Rosa Liste, BP, |           |
| AfD          | 3 seats  | München-Liste,  | each      |
| SPD          | 18 seats | Die PARTEI,     | party one |
| FDP          | 3 seats  | VOLT            | seat      |

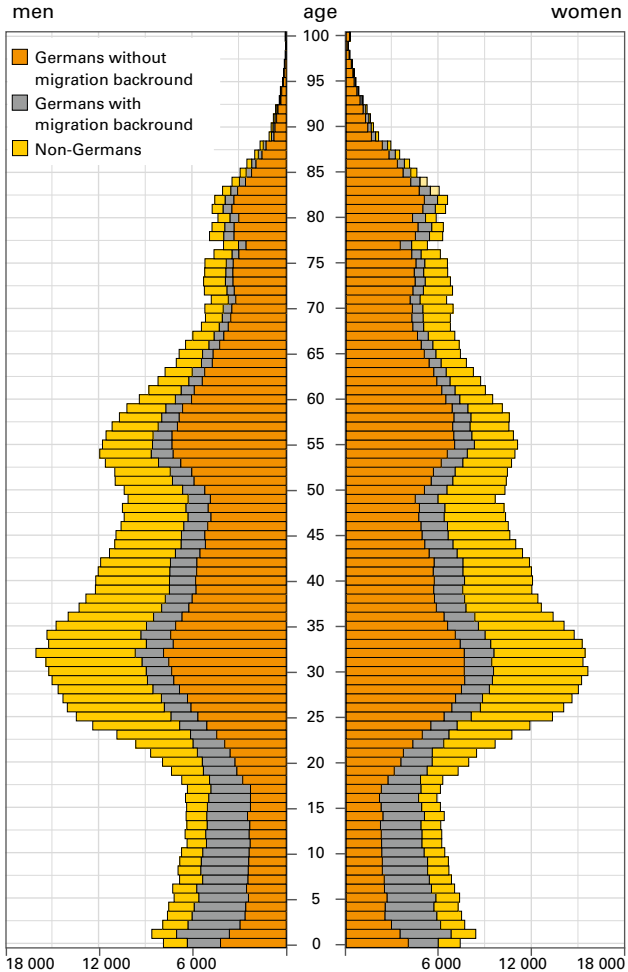
## Population (December 31<sup>th</sup>, 2022 resp. in 2022)

**Inhabitants** **1 588 330**

(registered with main residence in Munich)

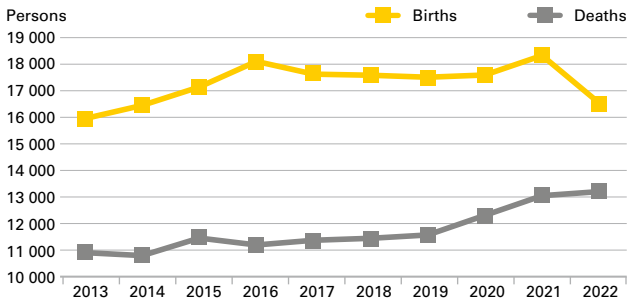
|                                   |        |           |
|-----------------------------------|--------|-----------|
| Women                             | 50.6 % | 803 983   |
| Men                               | 49.4 % | 784 347   |
| Germans                           | 69.9 % | 1 110 016 |
| Non-Germans                       | 30.1 % | 478 314   |
| comprising persons from           |        |           |
| European citizenship              | 22.1 % | 351 621   |
| from EU-countries                 | 13.4 % | 212 293   |
| from the rest of Europe           | 8.8 %  | 139 328   |
| African nationality               | 1.5 %  | 23 987    |
| American nationality              | 1.2 %  | 18 433    |
| Asian nationality                 | 5.2 %  | 82 308    |
| Australian / Oceanian nationality | 0.1 %  | 1 080     |
| Age distribution                  |        |           |
| 0–9 years of age                  | 9.2 %  | 146 646   |
| 10–19 years of age                | 8.0 %  | 127 838   |
| 20–29 years of age                | 15.2 % | 240 902   |
| 30–39 years of age                | 17.9 % | 284 193   |
| 40–49 years of age                | 13.8 % | 219 679   |
| 50–59 years of age                | 13.6 % | 216 242   |
| 60–69 years of age                | 9.4 %  | 148 953   |
| 70–79 years of age                | 7.1 %  | 112 843   |
| 80–89 years of age                | 4.9 %  | 78 331    |
| 90 years and above                | 0.8 %  | 12 703    |

# Age structure Munich populations of December 31th, 2022



|   |        |                |
|---|--------|----------------|
| <b>Private households combined</b>      |        | <b>846 058</b> |
| Single person households                | 53.5 % | 452 585        |
| Couples without (underage) children     | 23.9 % | 202 478        |
| Couples with (underage) children        | 14.3 % | 121 078        |
| Single parents with (underage) children | 3.6 %  | 30 491         |
| other multi-person households           | 4.7 %  | 39 426         |
| <b>Births</b>                           |        | <b>16 540</b>  |
| including non-German                    | 17.6 % | 2 919          |
| <b>Deaths</b>                           |        | <b>13 205</b>  |
| including non-German                    | 13.5 % | 1 778          |
| Number of births in excess of deaths    |        | +3 335         |
| <b>Persons moving to Munich</b>         |        | <b>133 060</b> |
| including non-German                    | 69.8 % | 92 919         |
| <b>Persons moving away from Munich</b>  |        | <b>111 300</b> |
| including non-German                    | 53.6 % | 59 644         |
| Migration balance (migration loss)      |        | +21 760        |
| <b>Marriages</b>                        |        | <b>10 659</b>  |
| Most popular name for girls             |        | Emilia         |
| Most popular name for boys              |        | Maximilian     |

### Births and deaths in Munich 2013–2022



## Health services (December 31<sup>th</sup>, 2022)

|   |              |
|---|--------------|
| <b>Hospitals</b> (per end of 2021)  | <b>52</b>    |
| Hospital beds (annual average)  | 10 742       |
| Medical hospital staff  | 6 696        |
| Non-medical hospital staff  | 27 793       |
| <b>Doctors with independent surgeries</b><br>(not incl. private surgeries)  | <b>4 035</b> |
| Number of residents per doctor  | 394          |
| <b>Dentists with independent surgeries</b><br>(not incl. private surgeries) | <b>1 767</b> |
| Number of residents per dentist   | 899          |
| <b>Pharmacies</b>   | <b>329</b>   |
| Number of residents per pharmacy  | 4 828        |

## Social services (March 1<sup>st</sup>, 2022)

|   |               |
|---|---------------|
| <b>Children's day-care facilities</b>           | <b>1 512</b>  |
| including municipal institutions                | 469           |
| free non-profit, incl. child-parent initiatives | 751           |
| <b>Children catered for</b>                     | <b>84 333</b> |
| incl. age 0 – 2                                 | 17 126        |
| 3 – 7 (not incl. school children)               | 46 606        |
| 5 –13 (school children)                         | 20 601        |
| including those in municipal institutions       | 35 673        |
| in free non-profit institutions                 | 35 183        |
| <b>Staff</b>                                    | <b>19 254</b> |
| including municipal                             | 6 717         |
| free non-profit                                 | 8 608         |

## Education (School year 2021/22 and Winter Semester 2021/22)

### Distribution of pupils attending general schools 2021/2022

|               |                         |
|---------------|-------------------------|
| <b>47 367</b> | Primary schools         |
| <b>42 660</b> | Grammar schools         |
| <b>16 142</b> | Upper secondary schools |
| <b>13 908</b> | Lower sec. schools      |
| <b>6 015</b>  | Other general schools   |
| <b>5 862</b>  | Special needs schools   |

**Total number of pupils: 131 954**

|  |            |
|--|------------|
| <b>Total number of general schools</b> | <b>347</b> |
| Pupils                                 | 131 954    |
| Number of female pupils                | 65 423     |
| Number of non-German pupils            | 24 658     |
| Primary schools                        | 159        |
| Number of pupils                       | 47 367     |
| Lower secondary schools                | 58         |
| Number of pupils                       | 13 908     |
| Special needs schools                  | 29         |
| Number of pupils                       | 5 862      |
| Upper secondary schools                | 38         |
| City-run                               | 20         |
| Number of pupils                       | 16 142     |
| Grammar schools                        | 57         |
| City-run                               | 14         |
| Number of pupils                       | 42 660     |
| Other general schools                  | 15         |
| Number of pupils                       | 6 015      |

|   |            |
|---|------------|
| <b>Total number of vocational schools</b> | <b>228</b> |
| Number of pupils                          | 59 949     |
| including City-run                        | 82         |
| Number of pupils                          | 44 386     |
| including vocational schools              | 38         |
| Number of pupils                          | 36 908     |
| Specialised vocational schools            | 100        |
| Number of pupils                          | 7 294      |
| Specialised technical schools             | 38         |
| Number of pupils                          | 2 240      |
| Upper technical and vocational schools y  | 24         |
| Number of pupils                          | 8 133      |

|                                      |           |
|--------------------------------------|-----------|
| <b>Universities</b>                  | <b>21</b> |
| Number of students                   | 140 260   |
| Female students percentage           | 48.4      |
| Non-German students percentage       | 24.1      |
| Ludwig-Maximilians-Universität       | 51 005    |
| Female students percentage           | 60.8      |
| Non-German students percentage       | 19.0      |
| Technical                            | 47 047    |
| Female students percentage           | 36.1      |
| Non-German students percentage       | 38.1      |
| State university of applied sciences | 18 192    |
| Female students percentage           | 39.2      |
| Non-German students percentage       | 14.3      |



## Culture (December 31<sup>th</sup>, 2022 resp. in 2022)

### Theatres (Visitors to selected theatres)

|   |         |
|---|---------|
| Nationaltheater                         | 372 280 |
| Residenztheater                         | 95 623  |
| Theater am Gärtnerplatz                 | 107 743 |
| Prinzregententheater (Großes Haus)      | 141 879 |
| Münchner Kammerspiele                   | 67 877  |
| Münchner Volkstheater                   | 95 643  |
| Schauburg – Theater für junges Publikum | 24 140  |
| Deutsches Theater                       | 180 684 |

### Public Orchestras (Visitors to selected concerts)

|                               |         |
|-------------------------------|---------|
| Munich Philharmonic Orchestra | 103 457 |
| Public radio concerts         | 72 209  |
| Bavarian State Orchestra      | 30 589  |

### Cinemas

|          |                 |
|----------|-----------------|
| Visitors | 81<br>2 372 636 |
|----------|-----------------|

### Museums (Visitors to selected museums)

|                                   |         |
|-----------------------------------|---------|
| Alte Pinakothek                   | 280 462 |
| Pinakothek der Moderne            | 288 789 |
| Museum Brandhorst                 | 76 440  |
| Bayerisches Nationalmuseum        | 61 038  |
| Münchner Stadtmuseum              | 25 364  |
| Städtische Galerie im Lenbachhaus | 192 892 |
| Deutsches Museum (Museumsinsel)   | 265 307 |
| Museum Mensch und Natur           | 146 633 |

### Public libraries

(Media available at selected libraries)

|  |            |
|--|------------|
| Bayerische Staatsbibliothek (state library)  | 37 156 000 |
| Universitätsbibliothek der LMU (University)  | 2 179 129  |
| Münchner Stadtbibliothek (municipal library) | 2 330 973  |
| Bibliothek des Deutschen Museums             | 1 028 865  |

## Recreation and sports (Dec. 31<sup>th</sup>, 2022 resp. in 2022)

### Olympic Park Munich, incl. leased companies

|                                  |                        |
|----------------------------------|------------------------|
| Area in sq. m                    | 850 000 m <sup>2</sup> |
| Area of "tent" roof in sq. m     | 75 000 m <sup>2</sup>  |
| Visitors to individual events    | 2 652 672              |
| event-days                       | 609                    |
| Visitors to permanent facilities | 1 760 480              |

|   |               |
|---|---------------|
| <b>Capacity of the Allianz Arena</b> (football stadium – seats) | <b>75 000</b> |
| Number of games in the 2022/23 season                           | 27            |
| Visitors to games   | 1 858 811     |
| Number of guided tours of the stadium                           | 8 159         |
| Visitors to guided tours of the stadium                         | 295 109       |

|                     |            |
|---------------------|------------|
| <b>Sports clubs</b> | <b>688</b> |
| Active members      | 390 968    |
| Female members      | 170 797    |

|  |           |
|--|-----------|
| <b>Sports facilities / sports grounds</b>                              | <b>37</b> |
| District public sports grounds   | 24        |
| Municipal sports facilities (open-air facilities)                      | 13        |
| Club sports facilities   | 177       |
| Sports and multipurpose halls<br>(gyms, including school sports halls) | 397       |
| Stadiums   | 3         |
| Ice rinks- and funsports centres                                       | 4         |
| Golf courses   | 2         |
| Racetracks   | 2         |
| Indoor swimming pools  | 9         |
| Outdoor swimming pools   | 8         |
| School swimming pools  | 34        |

|  |           |
|--|-----------|
| <b>Hellabrunn Zoo</b> (area 0.40 km <sup>2</sup> ) |           |
| Visitors   | 1 619 936 |

|   |         |
|---|---------|
| <b>Botanical Gardens</b> (ca. 17 000 plant species, area 0.20 km <sup>2</sup> ) |         |
| Visitors  | 234 448 |

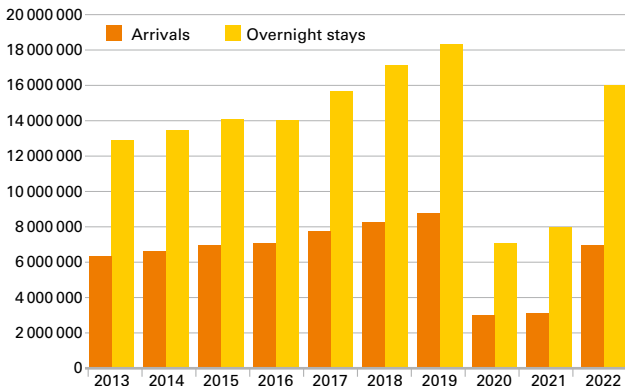
## **Tourism** (December 31<sup>th</sup>, 2022 resp. in 2022)

|  |            |
|--|------------|
| <b>Hotels, guest houses and pensions</b> | <b>459</b> |
| Number of beds available                 | 94 631     |

|                                    |                  |
|------------------------------------|------------------|
| <b>Total number of guests</b>      | <b>6 940 221</b> |
| From Germany                       | 4 258 513        |
| From abroad                        | 2 681 708        |
| From the United States             | 439 015          |
| Austria                            | 233 390          |
| Italy                              | 213 844          |
| Switzerland                        | 210 613          |
| Great Britain and Northern Ireland | 176 339          |

|                         |                   |
|-------------------------|-------------------|
| <b>Overnights stays</b> | <b>16 018 285</b> |
| Guests from abroad      | 6 586 600         |
| Average stay in nights  | 2.3               |

## Arrivals and overnight stays



## Economy (Dec. 31<sup>th</sup>, 2022, annual average, resp. in 2022)

### Industrial production companies

|  |         |
|--|---------|
| Main construction trade (with <b>20</b> + employees)           | 79      |
| Number of employees  | 5 172   |
| Hours worked in 1 000  | 6 026   |
| Finishing trade for building (with <b>20</b> + employees)      | 120     |
| Number of employees  | 5 818   |
| Hours worked in 1 000  | 6 579   |
| Processing/manufacturing industry (with <b>50</b> + employees) | 120     |
| Number of employees  | 95 326  |
| Hours worked in 1 000  | 140 021 |

### Crafts and trade enterprises

|                                    |        |
|------------------------------------|--------|
| Number of employees (incl. owners) | 19 553 |
|                                    | 71 100 |

### Total turnover by companies in Munich 2021 in billion euros

|  |        |       |
|--|--------|-------|
| (excl. VAT) according to VAT statistics  |        | 467.1 |
| Manufacturing industry                   | 45.8 % | 214.0 |
| Trade. maintenance. car repair           | 21.3 % | 99.5  |
| Hotel and restaurant industry. transport | 1.7 %  | 7.7   |
| Other services                           | 31.2 % | 145.6 |

## Munich exhibition and trade fair site

|   |        |
|---|--------|
| Trade fairs organised by Messe München GmbH | 17     |
| Trade fairs organised by others             | 88     |
| Exhibitors (excluding guest events)         | 18 568 |
| Visits (including guest events)             | 1.4    |

## Labour market (in 2022)

|   |                |
|---|----------------|
| <b>Employed persons with compulsory social security</b> | <b>939 542</b> |
| with Munich job location (June 30 <sup>th</sup> , 2022) |                |
| Women   | 47.7 % 447 840 |
| Men   | 52.3 % 491 702 |
| Foreigners  | 24.2 % 227 538 |

## Employees in Munich subject to social insurance contributions at the place of work by sectors

|        |  |         |
|--------|--|---------|
| 24.0 % | Freelance academic, technical and other business services  | 225 266 |
| 20.3 % | Public administration, defence, social insurance, education and teaching, health and social        | 190 824 |
| 16.8 % | Trade, transportation and hotel/ restaurant industry   | 158 258 |
| 11.5 % | Information and communication  | 107 845 |
| 10.7 % | Processing sector (without Constructing sector)  | 100 415 |
| 6.3 %  | Financial services and insurance   | 59 039  |
| 5.0 %  | Art, entertainment and leisure, other services, private households, extraterritorial organisations | 46 529  |
| 2.6 %  | Constructing sector  | 24 005  |
| 1.6 %  | Other producing sector   | 14 905  |
| 1.3 %  | Land and housing   | 11 880  |
| 0.1 %  | Agriculture, forestry, fisheries   | 564     |

## Unemployed persons place of residence Munich (Dec. 22) **35 566**

|                           |        |        |
|---------------------------|--------|--------|
| Women                     | 48.6 % | 17 269 |
| Men                       | 51.4 % | 18 296 |
| til 24 years of age       | 5.6 %  | 2 009  |
| 55 years of age and above | 23.3 % | 8 284  |
| Non-German                | 49.7 % | 17 665 |

Unemployment rate 4.1 %

## Building, construction and housing

(December 31<sup>st</sup>, 2022 resp. in 2022)

### Building permits

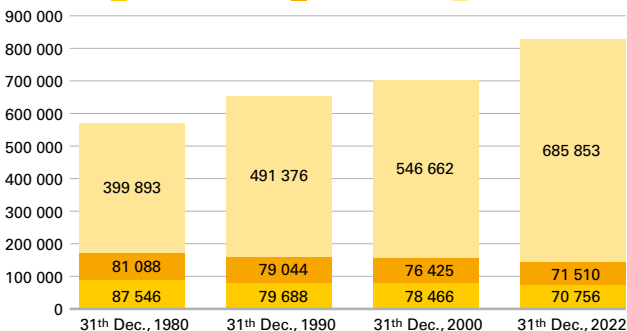
|           |       |
|-----------|-------|
| Buildings | 1 406 |
| Flats     | 8 098 |

### Buildings completed

|           |       |
|-----------|-------|
| Buildings | 1 128 |
| Flats     | 7 522 |

### Existing flats according to the age of the buildings 1980, 1990, 2000 and 2022

Flats      ■ 1918 and before      ■ 1919 – 1948      ■ 1949 and thereafter



|                       |         |
|-----------------------|---------|
| Residential buildings | 144 917 |
| Flats                 | 828 119 |

## Transport (December 31<sup>st</sup>, 2022 resp. in 2022)

### S-Bahn (inter-urban railway operating since May 28<sup>th</sup>, 1972)

|                 |        |
|-----------------|--------|
| Number of lines | 8      |
| Network in km   | 444 km |

### U-Bahn (underground operating since Oct. 19<sup>th</sup>, 1971)

|                 |       |
|-----------------|-------|
| Number of lines | 8     |
| Network in km   | 95 km |

### Trams

|                 |       |
|-----------------|-------|
| Number of lines | 12    |
| Network in km   | 82 km |

## Buses

|                 |        |
|-----------------|--------|
| Number of lines | 79     |
| Network in km   | 545 km |

## Registered vehicles (in use on the road)

**883 090**

|                                    |         |
|------------------------------------|---------|
| Cars                               | 751 125 |
| Lorries                            | 45 407  |
| Motorcycles                        | 69 511  |
| Private cars per 1 000 inhabitants | 337     |

## Registration of new vehicles

**164 464**

|                  |         |
|------------------|---------|
| Cars             | 148 044 |
| Private cars     | 14 841  |
| Company vehicles | 133 203 |

## Issued driving licenses

**16 787**

|                                       |        |
|---------------------------------------|--------|
| Issued driving licenses only for cars | 12 708 |
|---------------------------------------|--------|

## Traffic accidents

**39 887**

|          |       |
|----------|-------|
| Deaths   | 16    |
| Injuries | 6 167 |

## Munich airports

|                     |            |
|---------------------|------------|
| Starts and landings | 285 027    |
| Passengers          | 31 927 755 |

---

Published by

**Statistisches Amt der Landeshauptstadt München,**

Schwanthalerstr. 68, 80336 München,

Telephone (089) 233 82 700, Telefax (089) 233 82 757

**Internet:** [www.muenchen.de/statamt](http://www.muenchen.de/statamt)

**E-Mail:** [stat.amt@muenchen.de](mailto:stat.amt@muenchen.de)

Responsible: Uta Thien-Seitz

Editorial team: Andreas Rappert



### Available from:

Statistical Office Munich (see above)

City information centre in the City Hall

Produced by:

Weber Offset GmbH

Ehrenbreitsteiner Str. 42, 80993 München